



*A children TV program*

# *"The alphabetes classroom"*



*An idea from Hassan Javanbakhsh*



## **" The alphabetes classroom "**

### **Introduction:**

The alphabetes class is an educational and intended for fun episodes for children from 5 to 12 years old. The start of this tv program has for seen in 13 episodes that each of them will take 30 minutes of time and could be placed independent in a children program. As it is clear from the name, the theme of the story is in a class and all the alphabetes are there that each of them has her(his) own character which is suitable for these characteres. Alphabetes are the studentes in this class. Each alphabet has a figure and own character. The alphabetes play specially, beautiful and funny with help of computer tricks and are able to talk. In each hour are teacheres there as a magician with a magical-stick in their handes and they are called in the same name of the subject which they should teach, for example:

Mrs Biology, Mr Mathematic, Mrs Chemi, Mr Phisic, Mrs Music ...

This class is a like a normal class, each two of the alphabetes sit together on a bench. In the left hand is the desk and chair of teacher and a crystal-ball is the absence and presece book. In front of the students is the blackboard that works with the blue-box system. In the right hand is the door and in the left hand is a big window. The walls are full of nice and colorfull pictures in diffrent sizes from the alphabetes of different countries and nations, from famous and not famous languages of the world, eventhought some of them are forgotten languages from the ancient times to today. On a part of the wall in the right hand, near the desk and chair of teacher is a cupboard and it is full of different kind of new and old books, they are placed in the way that each time that teacher needs them can take one of them easily. Half of the clas

cupboard, is about 15 to 20 cm (8-1

It is necessary to say that teachers ab  
out of class for alphabetes, with help  
special occasions. As in the fairyt  
every impossible thing possible for  
picture what teacher wants, and i  
unimagin pictures for students, that  
an indirect way.


### **The aim of program:**

The aim is using the letters, how to  
nicest way. All of these plus pleasur  
other, make the program interesting  
describe how can letters write together

try with using of diffrent teachers, with special knowledge, to give the students enough information in shape of stories and pleasure and funny events. That will be write for each program seperatly. Naturally considering on each group of ages. This could be possible with help of collecting the films, nice and delicate tricks, that is in whole program.

### **Special manner of program:**

The program will be started with a music and poems based on each character of letters and particular character of their teachers. In each episod, before teacher comes into the class, the students (alphabetes) are naughty and make noice, but when teacher comes into the class, the students try to collect everything and sit on their own places and wait eventually for absece and presence.



what is happening  
cial words for each  
power and makes  
ue-box system can  
s a wonderful and  
oyment for them in

in the simplest and  
the letters with each  
ogram" will briefly  
part of program will

For example in one of the episodes, the teacher, by absence and presence, notices that one of the kids is absent. The "H". In a short conversation with the kid near him, the "G", and his other near friends, he notices the unusual situation. With help of crystal-ball and saying special magic words, for this situation, he can see him in the way from home to the school. He sees a sing-painter between a lot of artificial alphabetes, that he sees the "H" caught between them. The teacher will stick him with a special glue to the tableau.


It is necessary to describe the scene without hands and feet, and will be seen as normal letters with hands and feet, and the other animate creations, except for the "H" and the "G".

A huge anxious and worried "H" is stuck to the tableau by the teacher, with help of magical-stick, to transferred the "H" to the class. That all of them can see it. The teacher does so, that it can be seen by all of them.

As the sing-painter is not able to see the "H" with the sympathy of them, and they are urging their teacher to do something. After a short thought the teacher uses the magical-stick they go all to the shop of the sing-painter and this is where the "H" is.

The teacher and kids scatter every letter to find their friend. This event is full of following, escape and funny movements of alphabetes.

With a special ingenioury it shows the different stages of making a neon-light tableau, and after showing this, at the end will the "H" rescued and the students go back to the class with their teacher, and the lesson hour goes to end happily.



Germany, Aachen, 06. 10. 1993

***The alphabetes figures:***



# "Der Klassenraum"

